



SAN DIEGO  
Community College District

---

City College · Mesa College · Miramar College  
College of Continuing Education

# Using Enrollment Management Data *IIE Workshops*

Stephen Bass

SDCCD IIE, OIER

[sbass@sdccd.edu](mailto:sbass@sdccd.edu)

March 6, 2025

# Session Learning Outcomes

1. Understand how **headcount**, **enrollment**, and **FTES** differ in the context of enrollment management
2. Export data from the Enrollment Management Dashboard
3. Use an Excel calculator (provided during workshop) to show changes in enrollment and headcount by disaggregated categories across two terms
4. Q & A

# Common Enrollment Management Questions

1. How is enrollment doing?
2. Has enrollment recovered to pre-Covid levels?
3. How is online enrollment?

# Which Metric? *Different metrics answer different questions about “Enrollment Management”*

Headcount


Enrollment

FTES

# Which Metric?

**Headcount:** Unduplicated count of students. One student enrolled in 2 classes counts one time.


Enrollment



# Which Metric?

**Headcount:** Unduplicated count of students. One student enrolled in 2 classes counts one time.

**Enrollment:** Duplicated count of students. One student enrolled in 2 classes counts 2 times.



# Which Metric?

**Headcount:** Unduplicated count of students. One student enrolled in 2 classes counts one time.

**Enrollment:** Duplicated count of students. Two students enrolled in 2 classes counts 2 times.

**FTES:** A “full-time equivalent student” is an enrolled student who attends 15 hours each week during the semester. In an academic year, this hypothetical full-time student generates 525 student contact hours ([CCCCO, 2019](#)).

# Which Metric? FTES

**FTES:** Full Time Equivalent Student

**For an individual enrollment,** FTES is attendance hours for that class divided by 525.

Most individual enrollments generate 0.1 FTES





# Which Metric? FTES

**FTES:** Full Time Equivalent Student

**For a section,** FTES is total attendance hours by students in that section divided by 525.

0.6 FTES



# Which Metric? FTES

**FTES:** Full Time Equivalent Student

**FTES calculations are as complex as the educational offerings at SDCCD.**

- Positive Attendance
- Credit vs. Non-credit
- Laboratory/Independent Study
- Distance Education non-credit
- Fiscal year vs. Academic Year

# Which Metric? FTES

More on FTES at [Training & Engagement](#) page

- State Apportionment, Part 1
- Noncredit FTES Estimates for Alternative Attendance Accounting Method
- State Apportionment, Part 2

## Previous Workshops

2/20/2025 - State Apportionment Part 1



12/12/2024 - How Are We Doing? Noncredit FTES Estimates for the Alternative Attendance Accounting Method



# Which Metric?

**Headcount:** Unduplicated count of students. One student enrolled in 2 classes counts one time.

**Enrollment:** Duplicated count of students. Two students enrolled in 2 classes counts 2 times.

**FTES:** A “full-time equivalent student” is an enrolled student who attends 15 hours each week during the semester. In an academic year, this hypothetical full-time student generates 525 student contact hours ([CCCCO, 2019](#)).

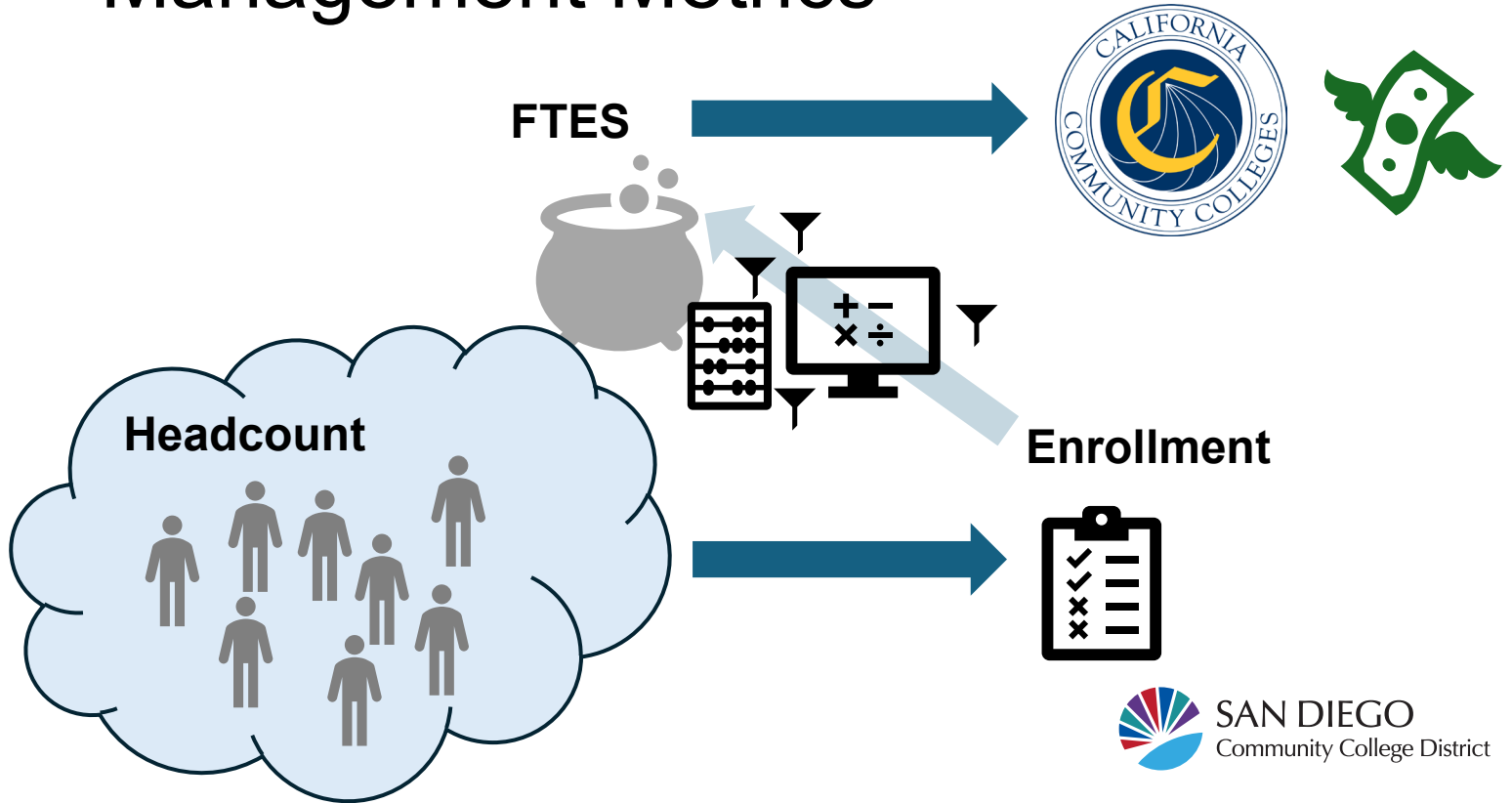
# Which Metric?

**Headcount:** Unduplicated count of students. One student enrolled in 2 classes counts one time.

**Enrollment:** Duplicated count of students. Two students enrolled in 2 classes counts 2 times.

**FTES:** A calculated percentage of how many full-time students are represented by each enrollment or section.

# Relationship Between Enrollment Management Metrics



# Relationship Between Enrollment Management Metrics

**Headcount**



Community, Students Served, Outreach, Support Services, \*Parking

**Enrollment**



Course load, volume of classes taught and taken

**FTES**



Funding

# Common Enrollment Management Questions

1. How is enrollment doing?

How many students are enrolled? **Headcount**

How much money are we making? **FTES**

How many classes are students attending? **Enrollment**

2. Has enrollment recovered to pre-Covid levels?

3. How is online enrollment?



# Common Enrollment Management Questions

1. How is enrollment doing?

2. Has enrollment recovered to pre-Covid levels?

Are we serving as many students as we were at beginning of Spring 2020? **Headcount**

Are students attending as many classes as they were at the beginning of Spring 2020? **Enrollment**

3. How is online enrollment?

# Common Enrollment Management Questions

1. How is enrollment doing?
2. Has enrollment recovered to pre-Covid levels?
3. How is online enrollment?

How many students are enrolled online? **Headcount**

Are students attending as many on-ground classes as they were at the beginning of Spring 2020? **Enrollment**

# Resources

Online enrollment comparison, duplicated enrollments only:  
[The Transition Online](#)

[Enrollment Management Dashboard \(EMD\) – Credit Colleges](#)

[EMD – SDCCE](#)

Calculator [Download Link](#) – stores and calls values for easy comparison

# Evaluation

Please click the [link](#) in the chat or use the QR code to tell us how the workshop went so we can improve future offerings!

