



SDCCE to College Credit by Exam

Annual Report Presentation

4/1/2024

Marc Grabiell
Research and Planning Analyst



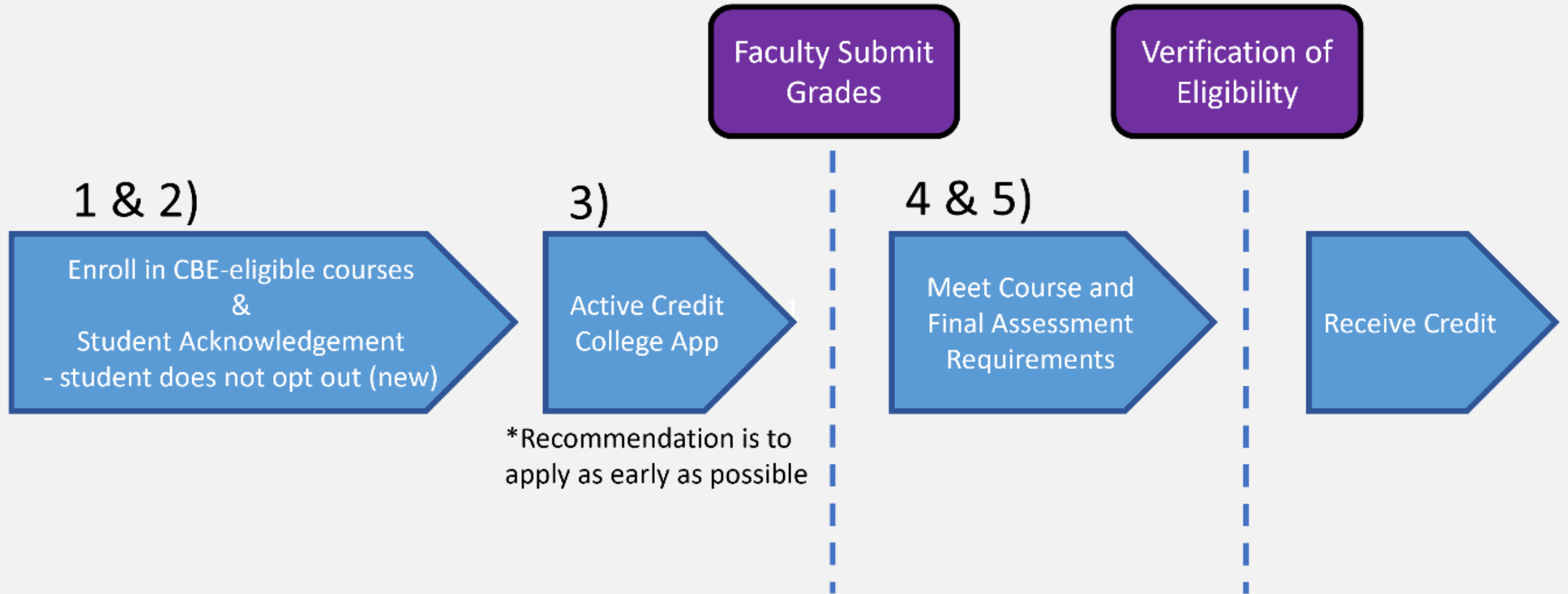
Program Overview (pg. 8)

- Mechanism to provide SDCCE students opportunities to receive credit for SDCCE courses at the credit colleges.
- Program benefits:
 - Develop collaboration between institutions - establish and support clear student pathways from noncredit to credit
 - Save students time and money in completing college certificates or degrees
 - Minimize course duplication
 - Provide low risk to students (credit is optional with no additional fees!)
- Program requirements:
 - Enroll in a SDCCE course tied to an active Credit by Exam agreement
 - Not have opted out of receiving credit (new)
 - Have an active college application for City, Mesa, or Miramar College
 - Earn an “A” or “B” in the course(s) *
 - Earn an “A” or “B” on the approved final assessment within the course(s)

*As of Fall 2023, students need to earn an “A”, “B”, or “C” in the course(s)



Program Overview (pg. 8)



Program Revisions (pg. 9)



Practice	Revision	Impact
Fall 2020: Faculty submitted final assessment grades through an external online platform (Qualtrics).	Summer 2023: Final assessment and course grades are submitted in Campus Solutions	<ul style="list-style-type: none"> Sections with final assessment grades increased from 39% to 100%
Fall 2020: Students were required to opt in for credit	Fall 2022: Transitioned opt out model	<ul style="list-style-type: none"> Currently, only ten students that could have earned credit opted out
Since program start: No visibility to show courses could be eligible for college credit	Fall 2022: Courses that can receive college credit are indicated on the SDCCD online class search	<ul style="list-style-type: none"> Greater awareness of credit by exam opportunity and requirements
Since program start: Students are required to have a credit college CCCApply application in order for credit to be transcribed	10/31/23: Noncredit CCCApply implemented	<ul style="list-style-type: none"> In 2020-2022, 550 cases were unable to be processed due to no credit college application.
Fall 2020: Course grade eligibility was an "A" or "B" grade only	Fall 2023: Course grade eligibility will also include "C"	<ul style="list-style-type: none"> Anticipated increase in course grade eligible enrollments (2022-23: +17%)

Guiding Questions (pg. 13)



Active Agreements

1. How many SDCCE credit by exam courses are tied to active agreements ?

Student Enrollments

2. How many enrollments could potentially earn credit through the SDCCE credit by exam mechanism?
3. What are the enrollment checkpoint trends over the last four years?

Credit Received by Students

4. How many students are earning credit through the SDCCE credit by exam mechanism?
5. What are some barriers to receiving credit?

Guiding Questions (pg. 13)



Student Transitions to Credit College

6. How many CBE participants are transitioning to the credit colleges and are SDCCE credit earners more likely to transition to the credit colleges?
7. For SDCCE credit by exam participants, when they transitioned, did they stay in the same general pathway as the credit they earned? (new)

Awards Received by Students

8. Are SDCCE credit earners that transition to the credit colleges completing degrees/certificates?
9. Are SDCCE credit earners who transitioned to the credit colleges more likely to complete credit degrees than SDCCE noncredit earners that transitioned?
10. For SDCCE credit earners that transitioned and got a credit award, did they earn an award in the same general pathway as they earned credit in through the SDCCE credit by exam mechanism?

Student Experience

11. How do students feel about the SDCCE CTE Transitions Credit by Exam process?

Active Agreements

1) How many SDCCE credit by exam courses are tied to active agreements? (pg. 14)



- Total active agreements – 40 to 49
 - City College – 17 to 21
 - Mesa College – 24 to 21
 - Miramar College – 13 to 13
- All nine programs have at least one agreement
- Agreements added:
 - Hospitality/Culinary Arts, Child Development, and Digital Media and Programming

Active Agreements

Recommendations (pg. 15)



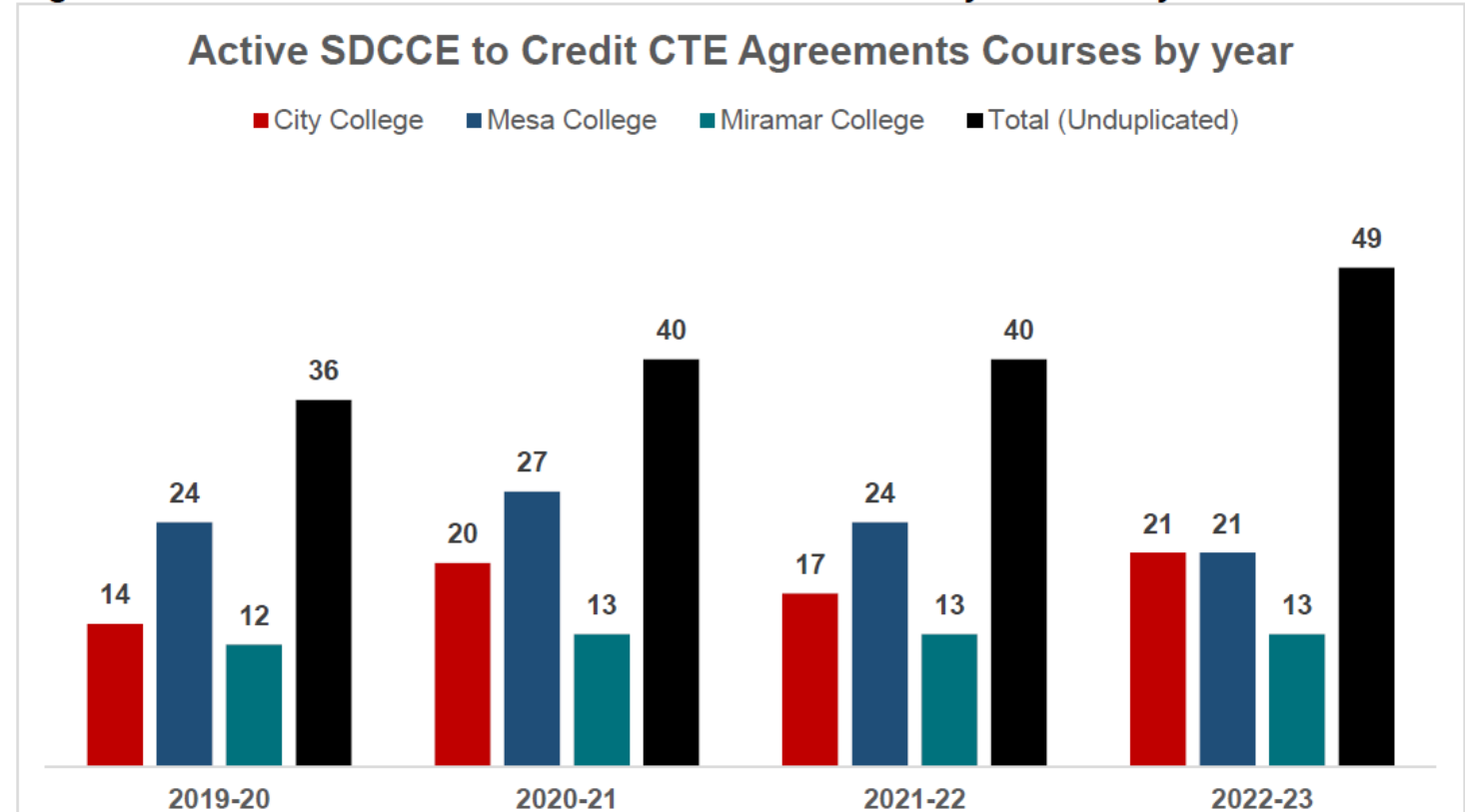
Insight (pg. 14):

- Child Development opened an agreement identified through NCAL that fulfills a course requirement for industry certificates
 - 2022 recommendation: Prioritize new agreements that lead to degree completion

Recommendations:

- Increase training and support for agreement development
- Continue supporting existing agreements
- Provide additional focus to high wage and high demand agreements

Figure 3. Active SDCCE CTE Transitions courses offered by academic year

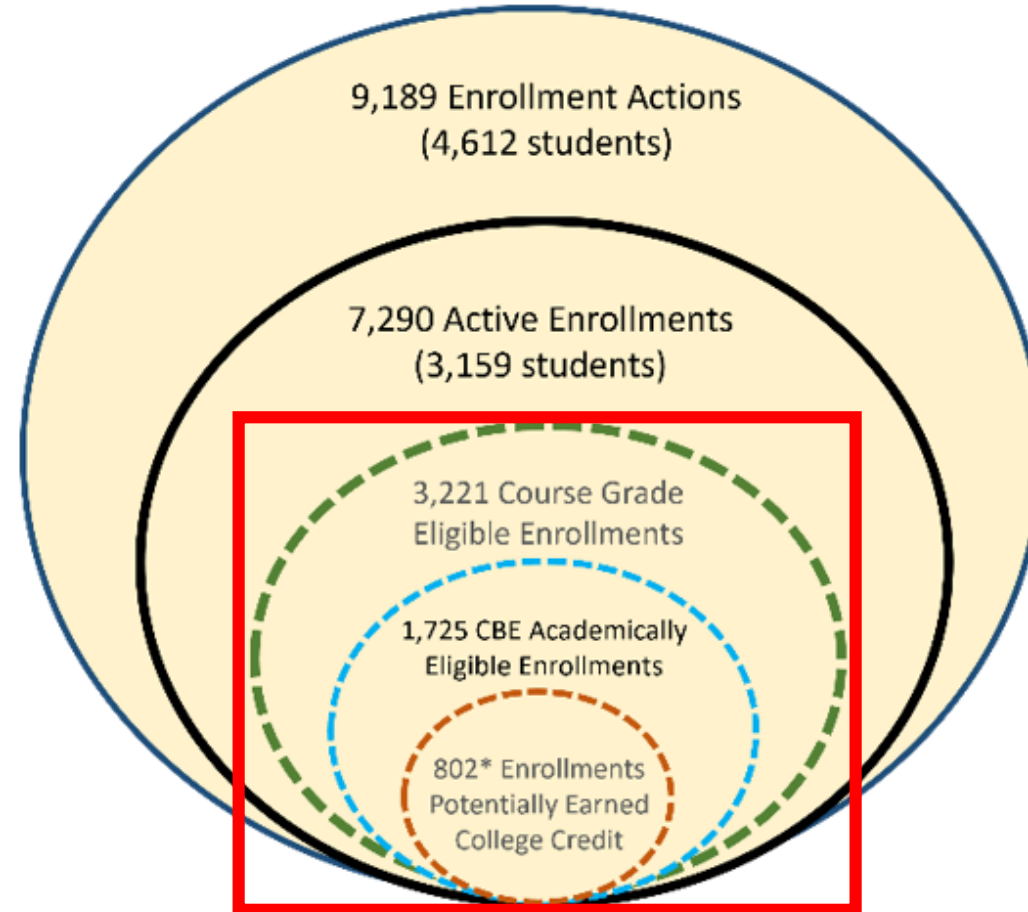


Student Enrollments

2) How many enrollments could potentially earn credit through the SDCCE credit by exam mechanism? (pg. 16)



Figure 4. SDCCE enrollments actions through four enrollment checkpoints, 2022-23



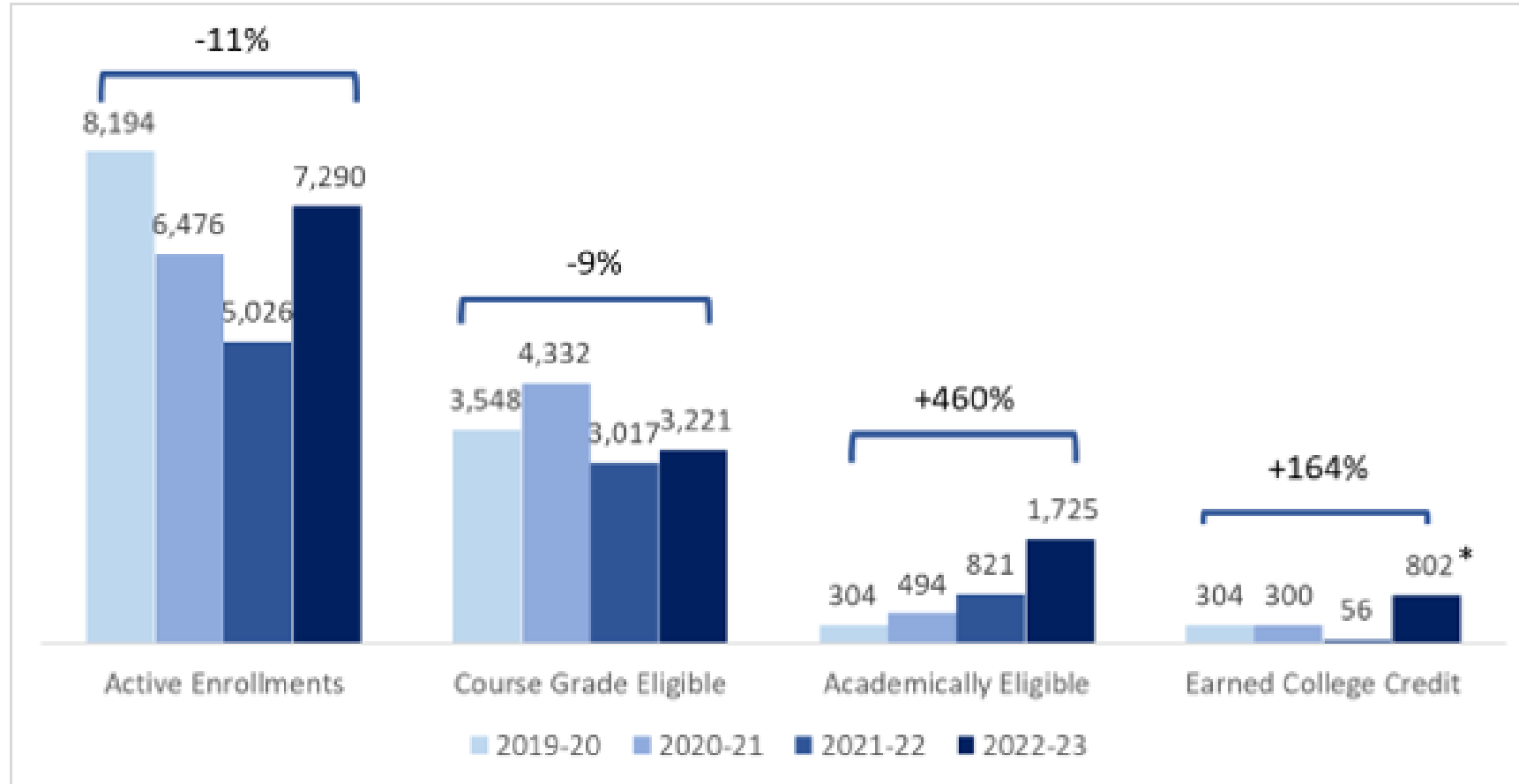
Impacts: Changes to final assessment grade collection have increased the academically eligible rate of course grade eligible students from 15% to 54%

Student Enrollments

3) What are the enrollment checkpoint trends over the last four years? (pg. 21)



Figure 5. Percent change in enrollment checkpoint trends from 2019-20 to 2022-23



*Note: *College credit for the 2022-23 academic year is still being processed and this number is preliminary. There may be reasons why students will be ineligible to earn college credit.*

Student Enrollments

Recommendation



Insight (pg. 16):

- There is a significantly larger number of students that could earn college credit in the 2022-2023 academic year than ever before.

Recommendation:

- Automate and streamline verification and transcription of eligibility as much as possible

Table 4. Comparison of different enrollment checkpoints from 2019/20-2021/22 to 2022-23

CTE Transitions Checkpoint		2019-2022 (3 Academic Years)	2022-2023 (1 Academic Year)	Overall Difference
Active Enrollments		18,885	7,290	-11,595
Course Grade Eligible		10,897	3,221	-7,676
Academically Eligible		1,619	1,725	+106
Earned College Credit		660	802	+142
Academically Eligible Rate	out of Active Enrollments	8%	24%	+15%
	out of Course Grade Eligible	15%	54%	+39%
Earned College Credit Rate	out of Active Enrollments	3%	11%	+8%
	out of Academically Eligible	41%	46%	+5%

Last Report's Recommendation:

Data Collection, Analysis, and Engagement



Ensure collection of EOC grades

Table 6. Enrollments at different checkpoints by term, 2022-23

SDCCE CTE Transitions Term	Active Enrollments	Course Grade Eligible	Academically Eligible	Academically Eligible Rate
Fall 2022	2,997	1,292	644	50%
Spring 2023	3,098	1,421	671	47%
Summer 2023	1,195	508	410	81%
Total	7,290	3,221	1,725	54%

Credit Received by Student

4) How many students are receiving credit through the SDCCE credit by exam mechanism? (pg. 22)



- Credit was transcribed 444 times in 2022-23
 - Credit was only transcribed 464 times between 2019-20 to 2021-22
- Agreements with most credit transcription in 2022-23:
 - Keyboarding - OFSY 541 (61 students, only 4 in previous years)
 - Medical Terminology – HLTH 612 (57 students, 100 in previous years)
 - Hardware Service Technician – COMP 612 (37 students, 0 in previous years)
- Agreements with no credit transcription in 2022-23:
 - Automotive (AUTO 507, AUTO 600/601)
 - Digital Media and Programming (COMM 646)
 - Hospitality and Culinary Arts (FDNT 662/663/664)
 - Information Technology (COMP 609)
 - Skilled and Technical Trades (ELRN 451, ELRN 452).

Credit Received by Student

Recommendation



Insights (pg. 22):

- 2022-23 is expected to have credit transcribed 444 times (nearly the amount from the previous three years combined)
- There are ten agreements with no students expected to be transcribed credit

Recommendations:

- Explore agreements with zero academically eligible students, specifically prioritizing multi-course agreements.

Agreements with No Students Awarded Credit
AUTO 507
AUTO 600 & 601
COMM 646
FDNT 662 & 663 & 664
COMP 609
ELRN 451
ELRN 452

Barriers

5) What are some of the barriers to receiving credit? (pg. 29)



Barrier 1: Unavailable Grades

Status update: SDCCE Credit by Exam process improvements tied to the integration of the final assessment grade into Campus Solutions has greatly reduced this barrier. As of mid-summer 2023, all sections have an integrated method to submit final assessment grades with their other grade rosters.

Reminder: A student cannot be eligible for credit without an overall course grade and a final assessment grade. Historically, the collection and record keeping of these two critical elements were lacking.

Barriers

5) What are some of the barriers to receiving credit? (pg. 30)



~~Barrier 1: Unavailable Grades - Removed~~

Barrier 2: Active Credit College Application

Status update: Active credit college applications for noncredit students remains the number one barrier to awarding credit. Approximately one-third of academically eligible students did not have a credit college application on file. Without a credit college application on file, credit cannot be transcribed.

Barriers

5) What are some of the barriers to receiving credit? (pg. 30)



~~Barrier 1: Unavailable Grades – Removed~~

Barrier 2: Active Credit College Application – Still negatively impacting

Barrier 3: Student Acceptance

Status update: SDCCE's change to an opt in model has removed this barrier.

Barriers

What are some of the barriers to receiving credit? (pg. 30)



~~Barrier 1: Unavailable Grades – Removed~~

Barrier 2: Active Credit College Application – Still negatively impacting

~~Barrier 3: Student Acceptance – Removed~~

Barrier 4: Verification and Validation of Requirements

Status update: The administrative verification and validation of student eligibility and processing of credit remains reliant on manual actions across multiple roles and departments, continuing to slow the awarding of credit down.

Barrier 4: Verification and Validation of Requirements – Still negatively impacting

Last Report's Recommendation:

Student Support and Outreach



- **Continue to support students with the college application and registration process from multiple SDCCD employees:**

Students have voiced that **the application and registration process is not clear and individual faculty and counselor members have been invaluable to their college credit completion process.**

CTE Transitions benefits from having a wide array of supports for this process and the need for increased clarification at SDCCE and the credit colleges.

This clarification will be even more important once SDCCE adopts the noncredit CCCApply application.

Barriers



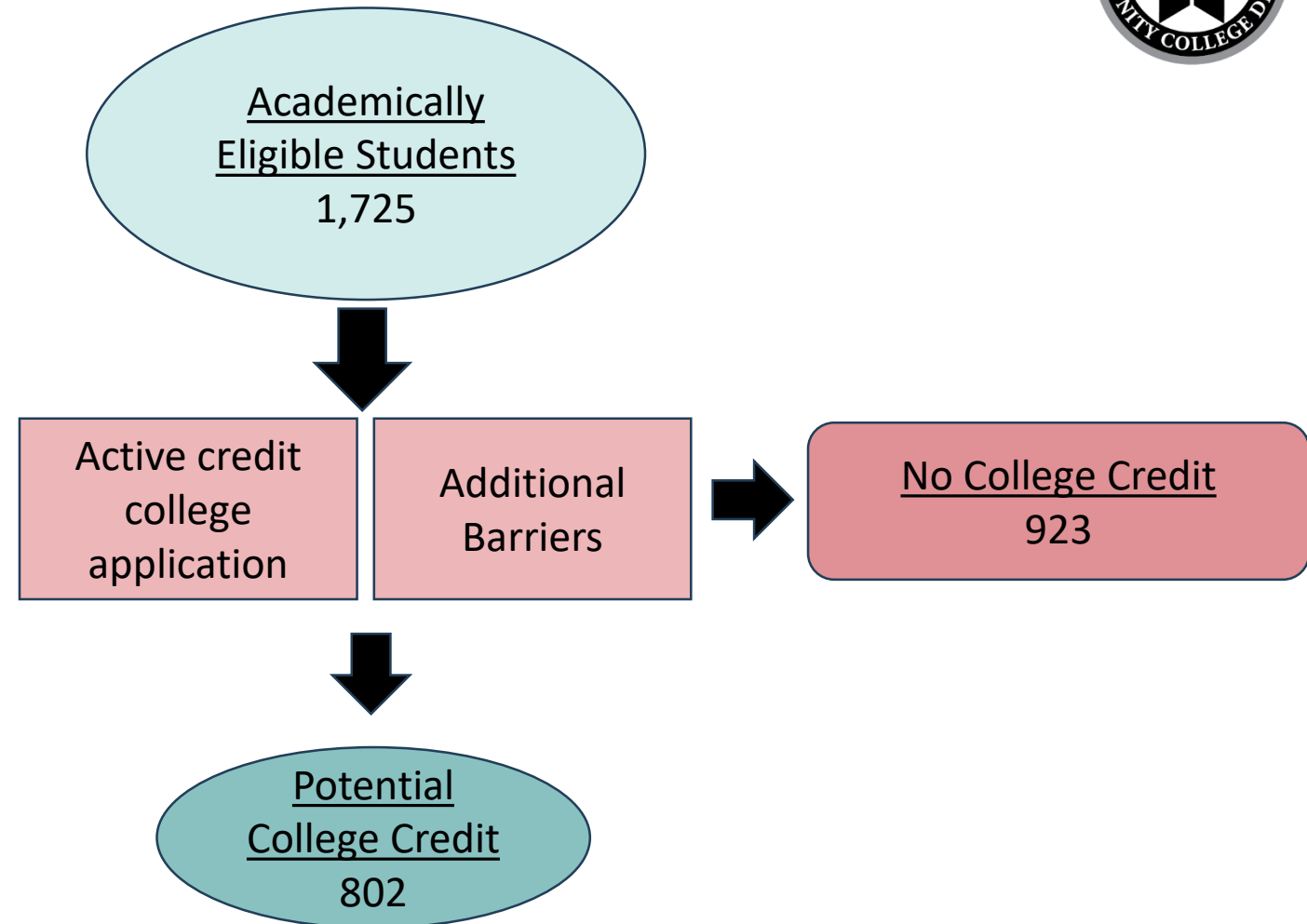
Insights (pg. 29):

- Barriers that remain:
 - Need for an active credit college application on file
 - Wait times related to verification/processing of all requirements

Recommendations:

- Increase student awareness and support for completing the credit college application.
- Provide clear application process language to ensure students understand requirements
- Continue Campus Solutions query development to streamline verification

Recommendation



Student Transitions

6) How many CBE participants are transitioning to the credit colleges and are SDCCE credit earners more likely to transition to the credit colleges? (pg. 33)



Table 10. Headcount, subsequent enrollment by credit history and CBE eligibility, 2022-23

Student Category	Headcount	Subsequently Enrolled Credit Colleges	Percent Subsequently Enrolled
Noncredit only - No CBE eligibility	2,834	152	5%
Noncredit only - some CBE eligibility	180	37	21%
Noncredit only total	3,014	189	6%
Credit history - No CBE eligibility	1,241	278	22%
Credit history - some CBE eligibility	357	59	17%
Credit history total	1,598	337	21%
Total	4,612	526	11%

Student Transitions

6) How many CBE participants are transitioning to the credit colleges and are SDCCE credit earners more likely to transition to the credit colleges? (pg. 34)



Table 12. Headcount, noncredit only subsequent enrollment by SDCCE Program, 2022-23

SDCCE Program	Noncredit Only CBE Eligibility	SDCCE CTE Transitions Participant, 2020-21 - 2021-22	Subsequently Enrolled to Credit Colleges	Percent Transitions to Credit Colleges
Automotive	No CBE eligibility	340	11	3%
	Some CBE eligibility	13	2	15%
Business and Accounting	No CBE eligibility	860	46	5%
	Some CBE eligibility	41	8	20%
Child Development	No CBE eligibility	162	18	11%
	Some CBE eligibility	32	7	22%
Clothing and Textiles	No CBE eligibility	292	15	5%
	Some CBE eligibility	18	4	22%
Digital Media and Programming	No CBE eligibility	421	23	5%
	Some CBE eligibility	32	5	16%
Healthcare	No CBE eligibility	123	12	10%
	Some CBE eligibility	22	5	23%
Hospitality and Culinary Arts	No CBE eligibility	175	9	5%
	Some CBE eligibility	14	5	36%
Information Technology	No CBE eligibility	338	21	6%
	Some CBE eligibility	13	4	31%
Skilled and Technical Trades	No CBE eligibility	346	16	5%
	Some CBE eligibility	31	5	16%
Total	No CBE eligibility	2,834	152	5%
	Some CBE eligibility	180	37	21%

Student Transitions

How many CBE participants are transitioning to the credit colleges and are SDCCE credit earners more likely to transition to the credit colleges? (pg. 33)



Table 11. Headcount, subsequent enrollment by credit college, 2022-23

	No Credit History	Credit History	Total
City College	107	199	306
Mesa College	112	217	329
Miramar College	69	148	217
Credit Colleges	189	337	526

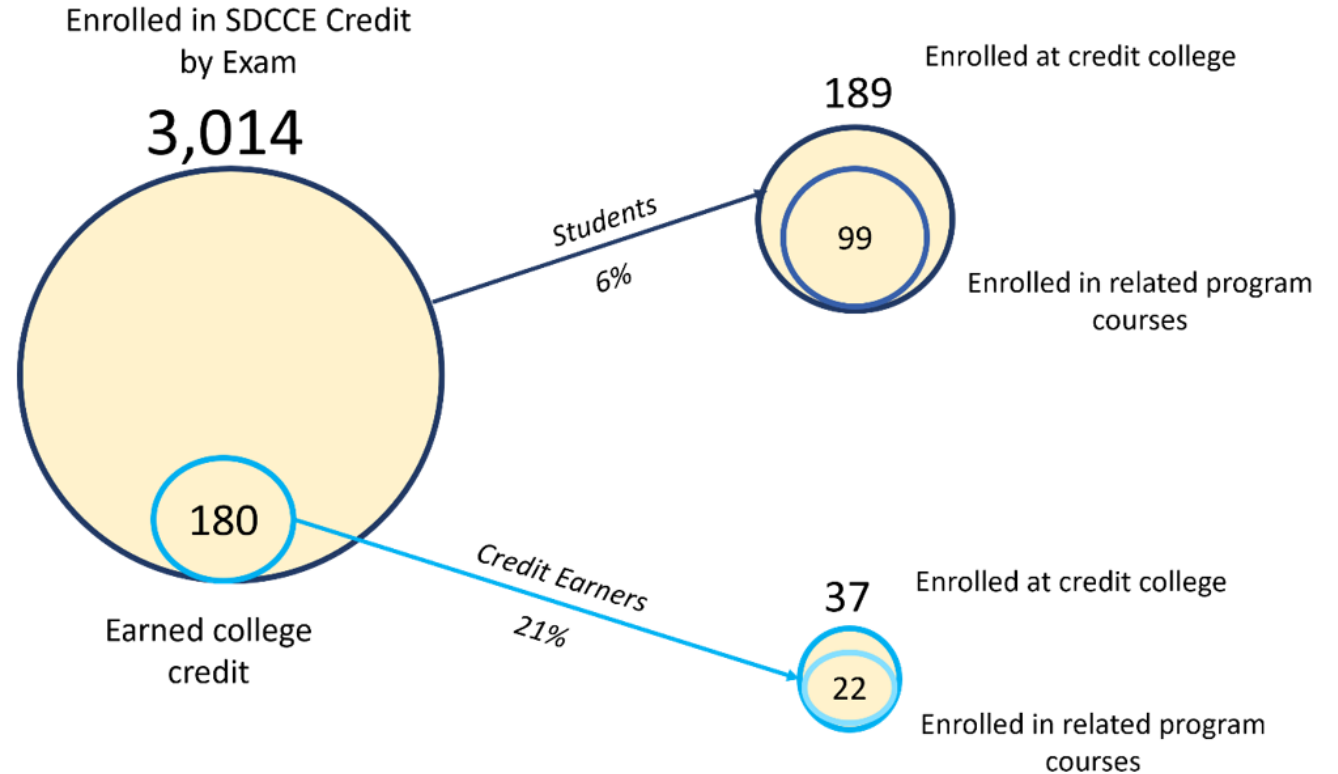
Student Transitions



7) For SDCCE credit by exam participants, when they transitioned, did they stay in the same general pathway as the credit they earned? (pg. 35)

- 99 noncredit only students enrolled in a related program course
- Highest rate of matching pathway transition
 1. Child Development
 2. Business and Accounting
 3. Digital Media and Programming

Figure 6. Noncredit only student transition from SDCCE to credit colleges, 2022-23



Student Transitions

Recommendations



Insights (pg. 32):

- Half of the students who transitioned to a credit college enrolled in a related pathway
- Noncredit only students with some Credit by Exam (CBE) eligibility were four times more likely to transition to the credit colleges than noncredit only student with no CBE eligibility

Recommendations:

- Connect/Integrate CTE Transitions Credit by Exam into initiatives like Guided Pathways
- Determine what is considered a pathway through discussions with faculty

	No CBE eligibility	Some CBE Eligibility	Overall
Noncredit only	5%	21%	6%
Credit history	22%	17%	21%
Overall	11%	18%	11%

Noncredit only students with some CBE eligibility were four times more likely to transition to the credit colleges than noncredit only student with no CBE eligibility.

Student Transitions

Pathways



CAREER PATHWAYS

The San Diego Community College District course listed within this agreement is required for the following programs:

College Course(s): CISC 179			
COLLEGE	CERTIFICATE OF PERFORMANCE*	CERTIFICATE OF ACHIEVEMENT*	ASSOCIATE OF SCIENCE DEGREE**
Mesa College	NA	Computer and Information Sciences; Software Engineering Foundations	Computer and Information Sciences; Video Game Design and Development

Webpage with all agreements: <https://www.sdccd.edu/about/departments-and-offices/instructional-services-division/workforce-and-economic-development/cte-transitions-credit-by-exam/sdce-to-college.aspx>

This COMP 660 & 661 Example: <https://www.sdccd.edu/docs/ISPT/workforce/docs/COMP-to-CISC179-City-SDCE-to-College-ActiveAgreement.pdf>

Active Agreements

Recommendations (pg. 15)



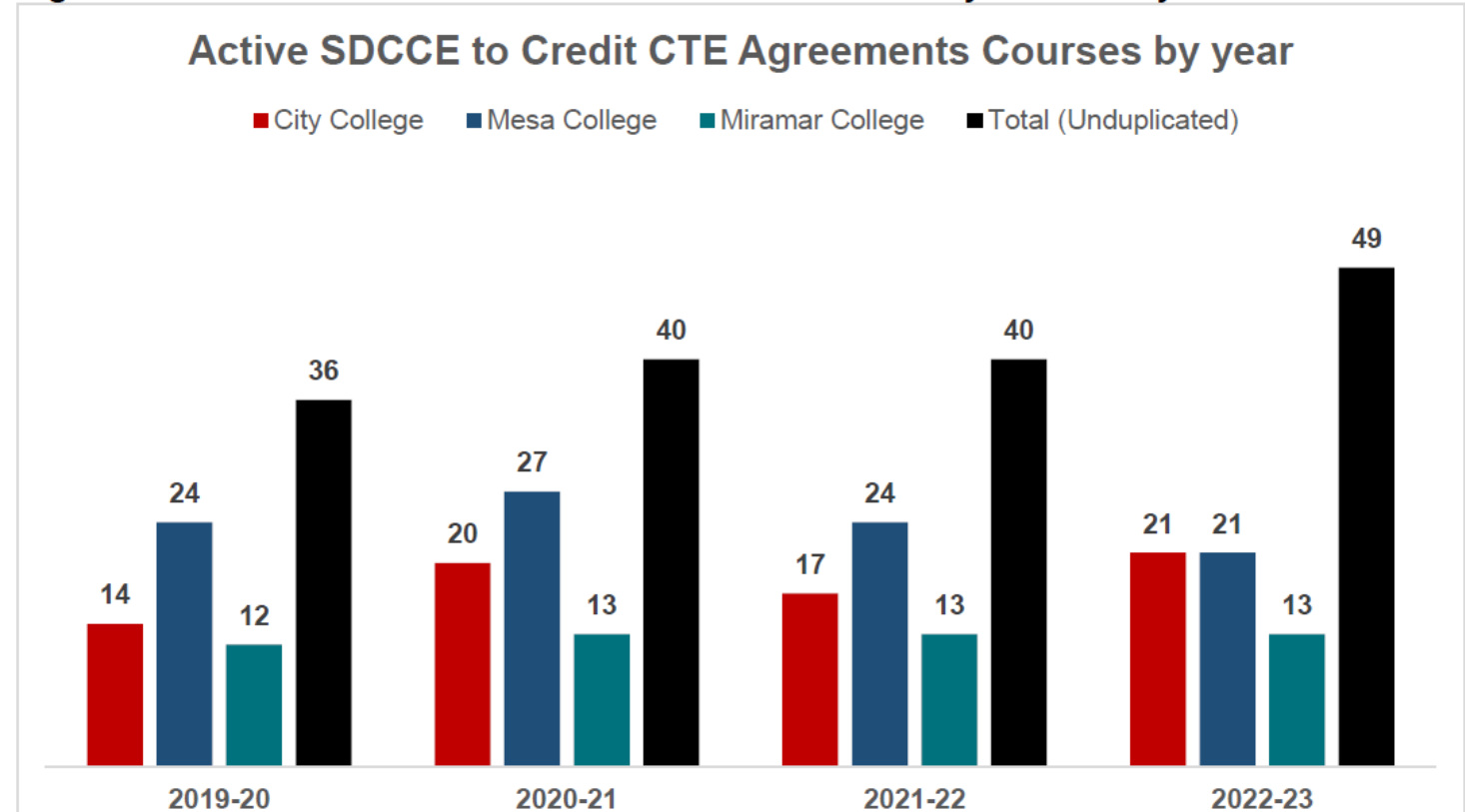
Insight (pg. 14):

- Child Development opened an agreement identified through NCAL that fulfills a course requirement for industry certificates
 - 2022 recommendation: Prioritize new agreements that lead to degree completion

Recommendations:

- Increase training and support for agreement development
- Continue supporting existing agreements
- Provide additional focus to high wage and high demand agreements

Figure 3. Active SDCCE CTE Transitions courses offered by academic year



Awards Received

8) Are SDCCE credit earners that transition to the credit colleges completing degrees/certificates? (pg. 42)



- It is too early to see if noncredit students are getting degrees
- Degrees received in prior years:
 - Associate in Arts for Transfer
 - Associate in Science for Transfer
 - Associate of Arts
 - Associate of Science
 - Certificates of unit completion (8 to 60 or more)

Awards Received

9) Are SDCCE CBE credit earners who transitioned to the credit colleges more likely to complete credit degrees than SDCCE CBE students that did not earn CBE credit and transitioned? (pg. 44)



Table 15. Awards conferred to students from 2020-21 and 2021-22.

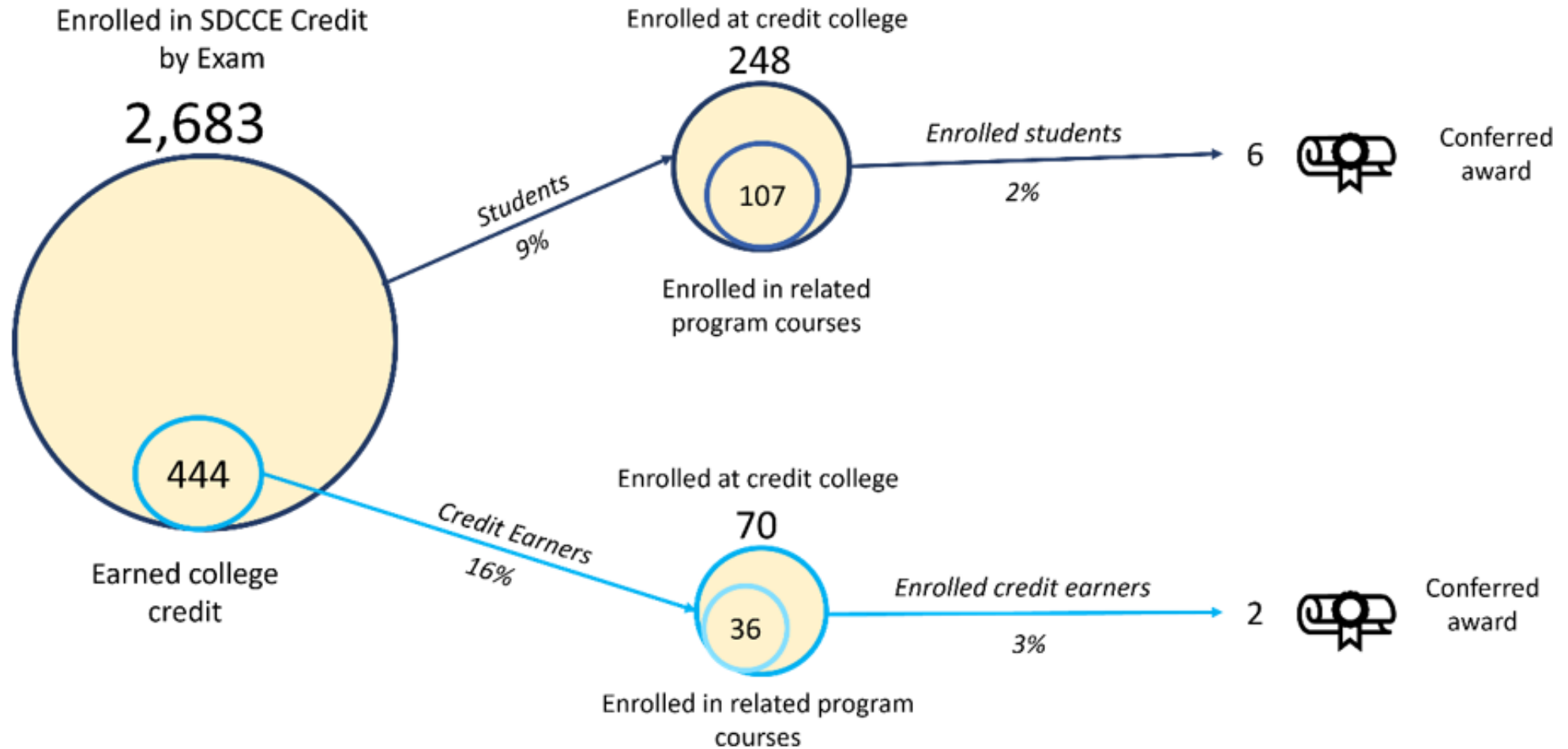
Student Category	Headcount	Conferred Credit Award	Percent Award
Noncredit only - No CBE eligibility	152	4	3%
Noncredit only - some CBE eligibility	37	2	5%
Noncredit only total	189	6	3%
Credit history - No CBE eligibility	278	24	9%
Credit history - some CBE eligibility	59	10	17%
Credit history total	337	34	10%
Total	526	40	8%

Awards Received

10) For SDCCE credit earners that transitioned and got a credit award, did they earn an award in the same general pathway as they earned credit in through the SDCCE credit by exam mechanism? (pg. 45)



Figure 8. Noncredit only student pathway transition, 2020-21 to 2021-22 cohorts.



Awards Received

10) For SDCCE credit earners that transitioned and got a credit award, did they earn an award in the same general pathway as they earned credit in through the SDCCE credit by exam mechanism? (pg. 45)



Table 16. Awards conferred to Noncredit only students from 2020-21 to 2021-22 cohorts

SDCCE Program	Noncredit Course	Award Type	College Conferred	Award Description	Degree Related?
Automotive	AUTO 507	AS	Miramar	Automotive Technology	Yes
Automotive	AUTO 600	AS-T	Mesa	Business Administration for Transfer	Yes*
Digital Media and Prog.	COMM 663	CERT	City	Graphic Design	Yes
Healthcare	HLTH 612	CERT08	Miramar	Biotechnology	No
Child Development	HMDV575A	CERT08	Miramar	Biotechnology	No
Digital Media and Prog.	COMM 641	CERT16	Mesa	Web Development	Yes

Awards Received



Recommendations

Insights (pg. 42):

- 17 students with prior credit history from 2022-23 were conferred 25 awards
- Previous years were conferred 51 awards across 40 students
 - Six were students with no prior credit history

Recommendations:

- Connect/Integrate CTE Transitions Credit by Exam into pathway initiatives like Guided Pathways
- Determine what is considered a pathway through discussions with faculty

CAREER PATHWAYS

The San Diego Community College District course listed within this agreement is required for the following programs:

College Course(s): CISC 179			
COLLEGE	CERTIFICATE OF PERFORMANCE*	CERTIFICATE OF ACHIEVEMENT*	ASSOCIATE OF SCIENCE DEGREE**
Mesa College	NA	Computer and Information Sciences; Software Engineering Foundations	Computer and Information Sciences; Video Game Design and Development

Student Experience

11) How do students feel about the SDCCE CTE Transitions Credit by Exam process?



Insights (pg. 47):

- Student interviews and focus groups were conducted in 2021 and 2022 (No new qualitative work completed since then)

Recommendations:

- Continue to apply student experience themes to help support mechanism improvement efforts

Student themes from 2021 and 2022

Student themes
1. Students did not know about CBE
2. Students are motivated by staff and peers
3. Students are balancing life along with school
4. Students felt prepared for the credit colleges after transitioning
5. Registration and enrollment processes were unclear
6. Students desire flexible options to complete their credentials
7. Faculty and advisers are key to student success
8. Course costs are a concern for students
9. Bolstering opportunities for prior learning assessment may benefit migrants and English-language learners

Additional Recommendations (pg. 48)



Recommendations:

- Increase CTE Transitions Credit by Exam awareness
- Increase SDCCE promotion, communication, and student support for CTE Transitions Credit by Exam
 - At the date of this report's publication – no indication of credit by exam found on the sdcce.edu website
- Clear communication and understanding of the revised processes and requirements as well as awareness of current agreements is needed throughout the SDCCE community

2023-2024 Data

Fall 2023 Sneak Peak



Fall 2023

- Academically Eligible (Opted out): 30
- Academically Eligible no credit college application: 660

Spring 2024

- Active Enrollments: 5,341
- Anticipated academically eligible?
~1500 enrollments
- Anticipated earning college credit?
~800 enrollments

CTE Transitions Checkpoint		2022-2023 (1 Academic Year)	Fall 2023 (1 Term)	Overall Difference
Active Enrollments		7,290	5,201	-2,089
Course Grade Eligible		3,221	3,553*	+332
Academically Eligible		1,725	1,439	-286
Earned College Credit		802	779	-23
Academically Eligible Rate	Out of Active Enrollments	24%	28%	+4%
	Out of Course Grade Eligible	54%	41%	-13%
Earned College Credit Rate	Out of Active Enrollments	11%	15%	+4%
	Out of Academically Eligible	46%	54%	+8%

*As of Fall 2023, students need to earn an “A”, “B”, or “C” in the course(s)



Thank you!

Additional Thoughts or Questions?